

PLEASE READ CAREFULLY

Thank you for your recent Conestoga order. Aero Industries is committed to providing you with the industry's best product and service. Since your Conestoga is custom-made to your specifications, we will require some detailed information regarding the trailer, the product, and the trailer's availability for installation purposes. To simplify the ordering process and ensure your Conestoga is made to your specifications, you must complete the attached Conestoga Order Confirmation.

Please note the following items before completing your Conestoga Order Confirmation:

- 1) **Section 1 includes pertinent customer and vehicle information. Please be sure to include the Vehicle Identification Number (VIN). This is very important and must be completed.**
- 2) Please choose one (1) product option for sections 2-7. If you have any questions regarding any of these options, please contact our sales department at 800-535-9545.
- 3) Sections 8-9 contain vital trailer and product dimensions that must be accurate to guarantee a properly fitting product. When determining your Conestoga height (section 8), please consider the payload dimensional requirements; and confirm your trailer and Conestoga will be in compliance with any applicable federal, state, or local maximum height regulations. **Please note: accurate dimensions must be provided, and we cannot process an order with incomplete information.**
- 4) Please complete section 12 and fax the Conestoga Order Confirmation to our sales department at 317-244-1311. Within one (1) business day, you will receive via fax a Conestoga Order Acknowledgement that will include pricing, payment terms, and your Conestoga's scheduled completion date.

Important notice: Please note we can only provide an "estimated completion date" until we receive a properly completed and signed Conestoga Order Confirmation. **Once we receive and process your signed Conestoga Order Confirmation, we will then be able to provide a firm scheduled completion date. The scheduled completion date is subject to change if the trailer is not available for installation four (4) business days prior to the completion date.**

Aero is committed to working with you to ensure you receive the product and service you desire, and we will do everything we can to meet your delivery requirements. However, please understand we cannot process orders or assign schedule dates until we have a completed Conestoga Order Confirmation.

To be completed by Dealer

To be completed by End User

1

Warranty Information:

Sold To: _____

Contact Name: _____

Phone Number: _____

Email Address: _____

End User: _____
(if different from Sold To)

Quantity: _____

Purchase Order Number: _____

Name: _____

Company: _____

Address: _____

City, State, Zip: _____

Phone: _____

Email: _____

Installation Information:

Trailer Type: New Used Conestoga Model (See Section 10) Model DT Model DL

Date Trailer Available for Installation: _____

Person to Contact Regarding Trailer Delivery: Name: _____ Phone: _____

In order for the trailer to be completed by the above date, the trailer must arrive by the time given on this order confirmation.

Trailer Make: _____

Trailer Model: _____

Trailer Year: _____

VIN(s): _____

Trailer Drop Off Site: Indianapolis, IN

Available Features

STANDARD items are shown in Bold. OPTIONAL items are in shown in plain text.

2

Bulkhead/Front Wall

DuraLite-10 Aerodynamic (DOT) **Polished Aluminum**

DuraLite-10 Aerodynamic (non-DOT) w/ Access Door Non-Polished Aluminum

3

Bows

Double Uplift Bows (8" of tarp sag) Quad Uplift Bows (4" of tarp sag)

4

Rear End

Rear Curtain - Roll-up w/ Crank (Recommended for Drop Deck units to ensure full inside clearance) Rear Curtain - Rope pull

5

Tarp

Panelized Tarp without Graphics Add Skylights (every other panel)

Panelized Tarp with Painted Graphics

Panelized Tarp with Digital Graphics

6

Tarp Color

STANDARD:

Black (F-1075) Beige (F-1076) Grey (F-1072) Royal Blue (F-1051)

White (F-1066) Blue (F-1052) Orange (F-10631) Yellow (F-1061)

Green (F-1055) Red (F-1065)

Note: Other colors are available. Additional upcharge and minimum purchase may apply

7

Other Options

Tool Boxes Chain Rack Other custom requests:

Single Door Lengths: 24" 36" 48" 60"

Double Door Lengths: 24" 36" 48" 60"

8

Conestoga Unit Height

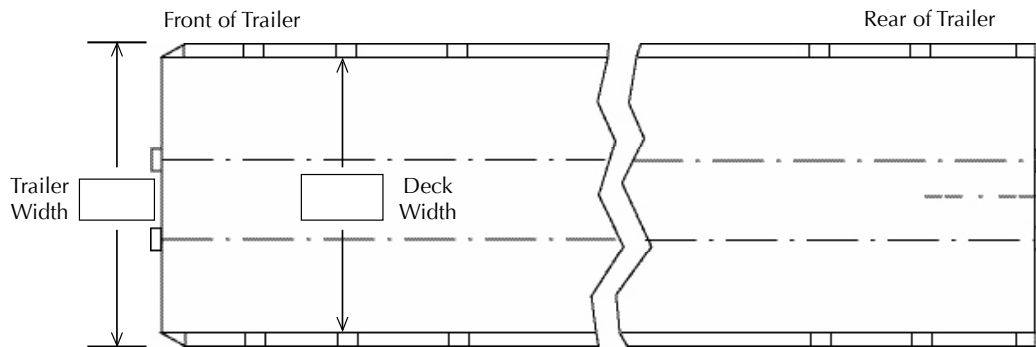


Specify overall Conestoga outside height measured from lower trailer deck (highest point).

9

Trailer Width

Width: For exterior pockets, measure outside width (Include pockets and rub rails.)

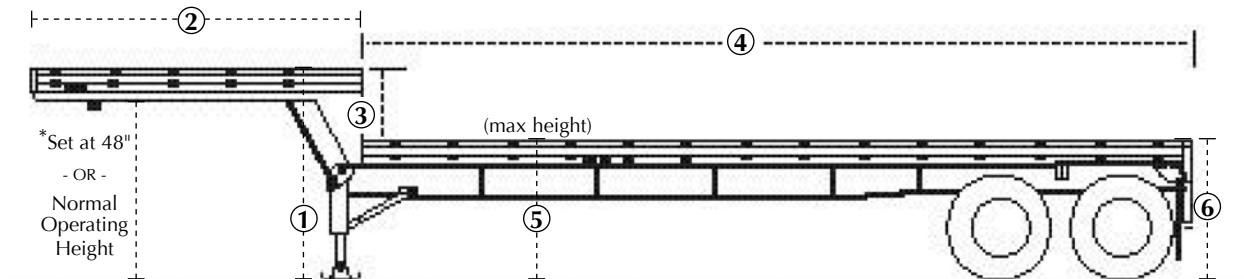


Drop Deck Measurements

Drop Deck: Take 6 measurements -

- (1) upper deck height (measure from the ground to top of the upper deck)
- (2) upper deck length
- (3) drop height (from upper deck to lower deck)
- (4) lower deck length
- (5) lower deck max height
- (6) lower deck height at rear of trailer

IMPORTANT: Before Measuring, to ensure correct Conestoga system height, trailer must be set at normal operating 5th wheel height. Airbags must be inflated to determine maximum deck height. Aero strongly recommends that the tractor intended to be used with the trailer, be attached prior to measuring.*



(1) _____
upper deck height

(2) _____
upper deck length

(3) _____
drop height

(4) _____
lower deck length

(5) _____
lower deck max height

(6) _____
lower deck height at rear

10


Conestoga Model

Conestoga Drop Deck Model TD LD

TD Unit (Full Lower Deck Clearance)

System will transition
ONLY on to top deck.

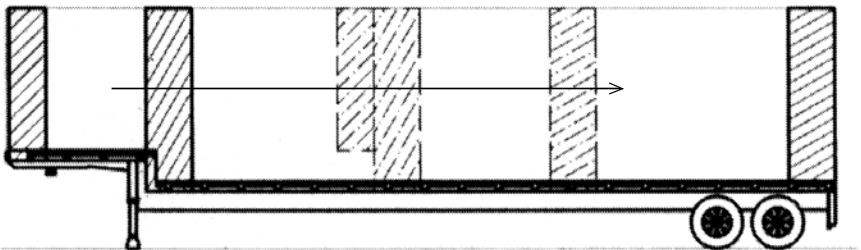
NOTE: System does not
release from bulkhead.



LD Unit (Full Upper Deck Clearance)

System will transition on
to BOTH the top and
bottom decks.

NOTE: System does not
completely stow on top deck;
when collapsed on top deck
there is approximately 8' of
over-hang on bottom deck.



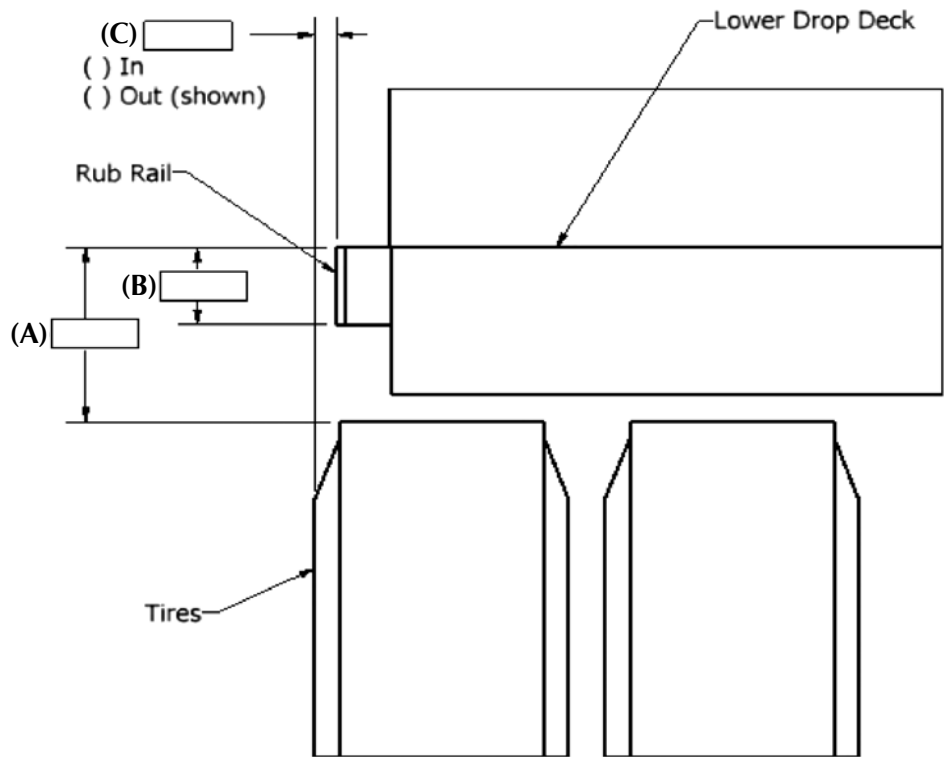
11

Tire Clearance

VERIFY TIRE CLEARANCE: The Conestoga track is installed flush with the pockets along the length of the trailer and extends below the deck approximately 7". The track can be notched for tire clearance to a distance of 4.5" below the deck. Ensure adequate space is available between rail and tires (consider max loading conditions).

In order to determine if there will be a tire clearance issue with the Drop Deck Trailer and our rail the additional measurements are required:

- (A) top of lower deck to top of tire
- (B) height of rub rail
- (C) rub rail to side of tire



VIEW LOOKING AT REAR OF TRAILER

- (A) top of lower deck to top of tire
- (B) height of rub rail
- (C) rub rail to side of tire

Important: Before measuring, to ensure proper dimensions are provided, trailer must be at normal operating 5th wheel height with air bags inflated.



Note: The Conestoga will add approximately 6" to the overall width of the trailer. All 102" wide trailers will finish approximately 108" wide, and 96" trailers will finish approximately 102" wide. Custom height and width systems may require a 6.75" smooth face bulkhead. Please consult Federal, State, and Local agencies to ensure compliance regarding width regulations. Aero Industries, Inc. cannot ensure that any particular jurisdiction will find that the Conestoga is in compliance with Federal or State regulations and their interpretations. Conestoga conforms to all Federal DOT regulations for width. Please reference DOT # 393.106 (d)(1). Trailers delivered beyond arrival date may be delayed beyond stated completion date. **Any changes to the specifications above can be subject to applicable re-stocking and/or labor charges. Aero Industries also reserves the right to change payment terms of orders. ORDERS CANNOT BE CANCELLED.**

12

I hereby approve the specified terms listed above. Orders will not be processed without completed and signed order confirmation.

Customer Signature _____ **Date** _____

Print Name _____ **Title** _____

Purchase Order _____ **Phone #** _____

Tax ID# (if applicable) _____

Accepted by:

Aero Industries _____ **Date** _____

To Be Completed by Aero	Qty. <input type="text"/>	Unit Price <input type="text"/>	Product Total <input type="text"/>
	Install Location: Indianapolis		Taxes () <input type="text"/>
	Payment Terms _____ Deposit may be required for new customers, and non-standard systems.		Freight <input type="text"/>
	Scheduled Completion Date _____ In order for the trailer to be completed by the above date, the trailer must arrive by the time given on this order confirmation.		Deposit <input type="text"/>
	Trailer Arrival Date _____		TOTAL <input type="text"/>

Configured by: _____ date: _____ Checked by: _____ date: _____