

Company _____
 Address _____
 City _____ State/Province _____ Zip _____
 Phone _____ Email _____
 P.O. # _____

LINER MATERIAL SELECTION

Will liner be used to haul asphalt: Yes (1/2" **LAVA SLIDE** with hold down plate required) No

NOTE: Thick-Tail liners available - see Thick-Tail section on next page for details

LAVA SLIDE - virgin UHMW; asphalt and high temperature application; best release; also recommended for sticky payloads and cold environments

1/2" (suitable for hauling asphalt) 3/8" (NOT suitable for hauling asphalt) 1/4" (NOT suitable for hauling asphalt)

LAND SLIDE - UHMW; excellent release; recommended for all payloads EXCEPT high temperature

1/2" 3/8" 1/4"

Liner Width: 8' 9' 10' 12' Other _____

NOTE: Additional widths up to 16' are available including, narrower widths for half-round trailers.

MOUNTING HARDWARE

Mounting Components: Provide liner material only Provide liner material, leading edge, and fastener kit

TRAILER/BODY SPECIFICATIONS

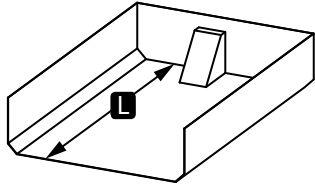
Trailer/Body Manufacturer: _____

Trailer/Body Type: Bathtub Half-Round Square-Bottom

TRAILER/BODY CONSTRUCTION: ALUMINIMUM STEEL
 Determines the type of leading edge and front retainer strip.

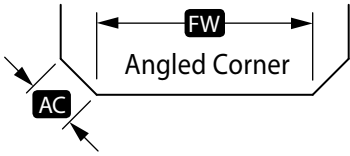
FLOOR LENGTH

What is the floor length (L) of the dump unit? _____ ft _____ in

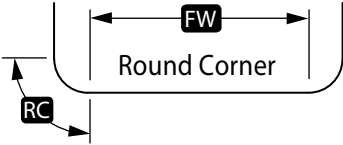


OPTIONAL SCORING

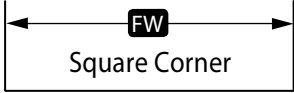
Liner Scoring: Do not score Scored (please provide appropriate inside shedder dimensions)



Floor Width (FW) at Rear: _____ ft _____ in
 Angled Corner (AC): _____ in



Floor Width (FW) at Rear: _____ ft _____ in
 Round Corner (RC): _____ in



Floor Width (FW) at Rear: _____ ft _____ in

OPTIONAL HOLD-DOWN PLATE

Optional rear Hold-Down plate: (must check 'YES' if hauling asphalt) Yes No

INSTALLED AT AERO

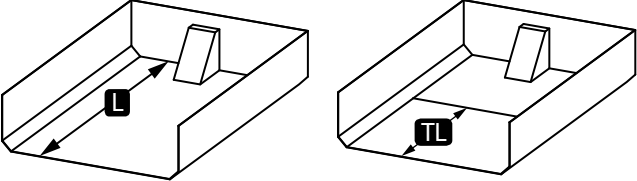
Indianapolis, IN Streetsboro, OH Omaha, NE

CUSTOMER AUTHORIZATION

I hereby approve the specified terms listed above.

Customer Signature: _____ Date: ____/____/____
 Print Name: _____ Title: _____

800.535.9545 www.aeroindustries.com

THICK-TAIL LINER	Over-all length of liner (L) _____ ft _____ in	
	Thick-Tail section length (TL) <input type="checkbox"/> 4' <input type="checkbox"/> 8' <input type="checkbox"/> 12'	
	Front section liner thickness <input type="checkbox"/> 1/4" <input type="checkbox"/> 3/8"	
	Rear Thick-Tail section liner thickness <input type="checkbox"/> 3/8" <input type="checkbox"/> 1/2"	

FRONT WALL KIT Internal Hoist	For conventional bulkhead/nose with internal hoist and doghouse.	Material: <input type="checkbox"/> LAVA SLIDE <input type="checkbox"/> LAND SLIDE <input type="checkbox"/> HMW All kits includes: (1) 5' x 10' liner, (2) leading edge, and fasteners Thickness: <input type="checkbox"/> 1/4" <input type="checkbox"/> 3/8" <input type="checkbox"/> 1/2"
--	--	--

FRONT WALL KIT External Hoist	For flat or slope nose with external mounted hoist.	Material: <input type="checkbox"/> LAVA SLIDE <input type="checkbox"/> LAND SLIDE <input type="checkbox"/> HMW All kits includes: (1) 5' x 8' liner, (1) leading edge, and fasteners Thickness: <input type="checkbox"/> 1/4" <input type="checkbox"/> 3/8" <input type="checkbox"/> 1/2"
--	---	---

TAIL GATE KIT	Material: <input type="checkbox"/> LAVA SLIDE <input type="checkbox"/> LAND SLIDE	All kits includes: (1) 5' x 8' liner, (1) leading edge, and fasteners Thickness: <input type="checkbox"/> 3/8" <input type="checkbox"/> 1/2"
----------------------	---	---

SIDE WALL KIT	Material: <input type="checkbox"/> LAVA SLIDE <input type="checkbox"/> LAND SLIDE <input type="checkbox"/> HMW
	Thickness: <input type="checkbox"/> 1/4" <input type="checkbox"/> 3/8" <input type="checkbox"/> 1/2"
	Trailer/Body Length:
	<input type="checkbox"/> Up to 16' <input type="checkbox"/> 17' to 20' <input type="checkbox"/> 21' to 24' <input type="checkbox"/> 25' to 28' <input type="checkbox"/> 29' to 32' <input type="checkbox"/> 33' to 36' <input type="checkbox"/> 37' to 40' <input type="checkbox"/> 41' to 44' <input type="checkbox"/> 45' to 48'
All kits include: (2) 4' h x kit length of liner material, 8' pieces of leading edge, packages of fasteners	

CUSTOMER AUTHORIZATION	I hereby approve the specified terms listed above.	
	Customer Signature: _____	Date: ____/____/____
	Print Name: _____	Title: _____